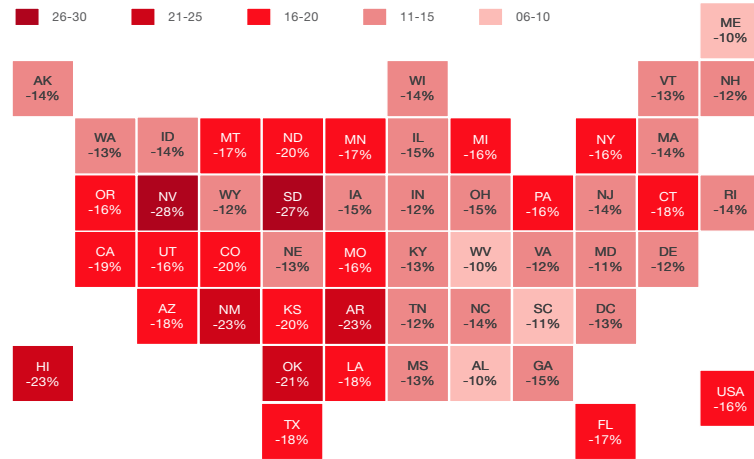
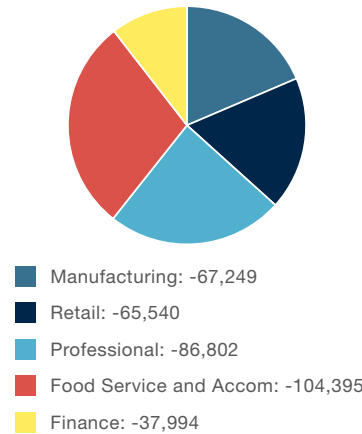


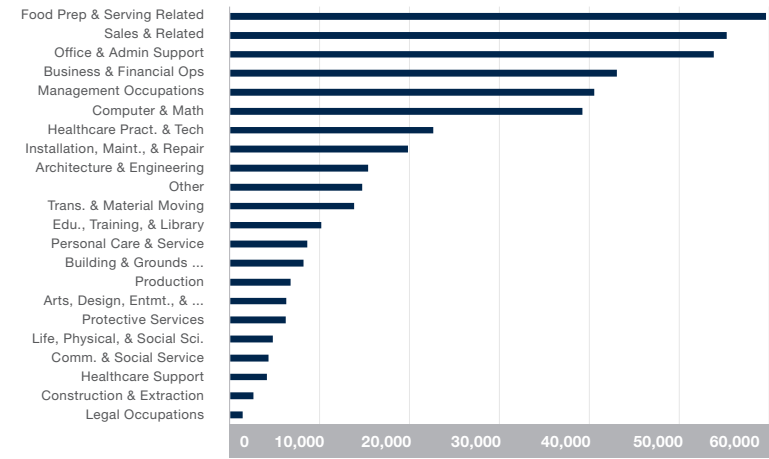
Decline in Job Openings on Company Websites in March



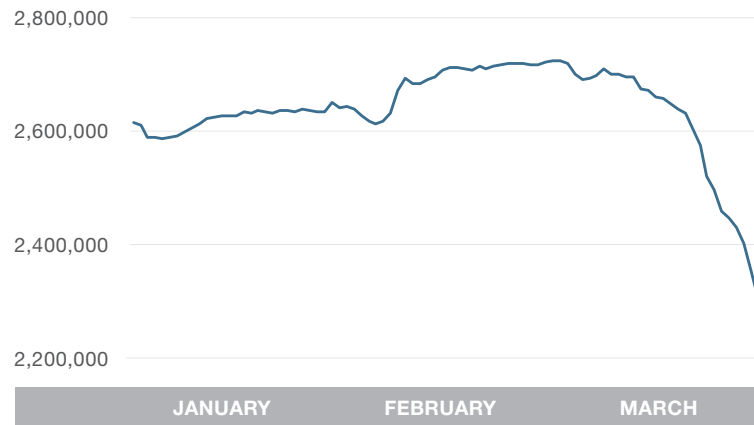
Industries with Largest Job Opening Declines in March



Decline in Job Openings on Company Websites in March By Occ. Code



LinkUp 10,000 Job Opening Declines for Largest 10,000 US Employers



Decline in Job Openings in March by City

New York	-20,788	-17%
Los Angeles	-14,970	-18%
Dallas	-14,325	-20%
Chicago	-13,018	-17%
San Francisco	-10,475	-19%
Boston	-10,221	-16%
Houston	-9,985	-20%
Atlanta	-9,778	-18%
Washington, D.C.	-8,654	-12%
Miami	-8,503	-22%
Denver	-7,741	-21%
Minneapolis	-7,469	-19%
Seattle	-7,349	-13%
Philadelphia	-7,131	-15%
Las Vegas	-4,930	-30%

Decline in Job Openings on Company Sites By Country Indexed to Jan 1st

